

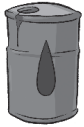
Name: \_\_\_\_\_

Class: \_\_\_\_\_

# Where does our rubbish go? Worksheet 1

1 Circle the materials and write them in the correct column.

Natural resources:



1 o il



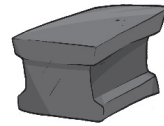
2 r \_\_\_\_\_  
and m \_\_\_\_\_

s	q	o	a	u	t	o	n	v	t
v	m	i	n	e	r	a	l	s	z
w	e	l	c	r	e	e	l	d	v
o	t	p	a	p	e	r	o	c	d
n	a	q	u	v	r	o	c	k	s
p	l	a	s	t	i	c	o	t	t
t	o	g	l	a	s	s	l	r	u

Materials we can recycle:



1 g \_\_\_\_\_



2 m \_\_\_\_\_



3 p \_\_\_\_\_



4 p \_\_\_\_\_

3 t \_\_\_\_\_ 

2 Complete the text. Colour the poster.

magazines ~~bottles~~ boxes bags

**Save our natural resources. Recycle your...**



1 bottles

2 \_\_\_\_\_

3 \_\_\_\_\_

4 \_\_\_\_\_

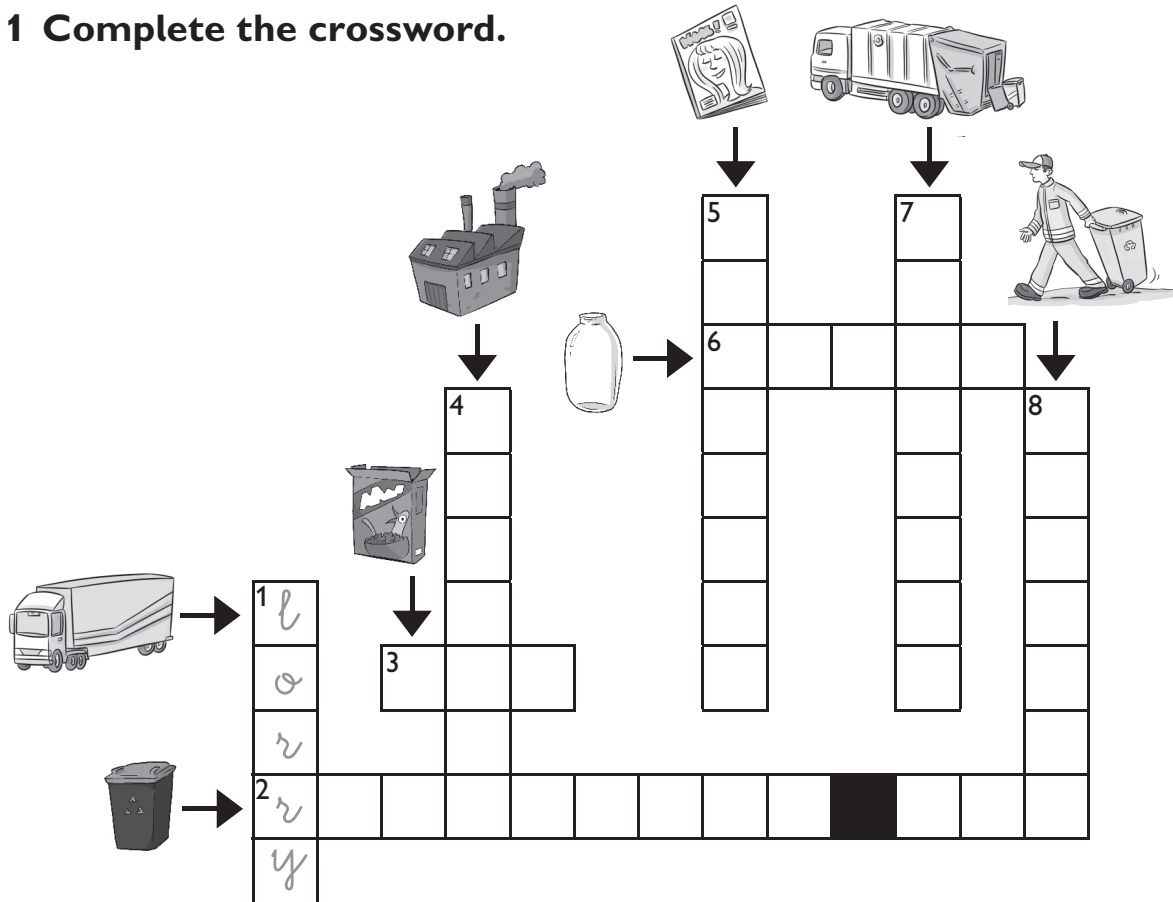
PHOTOCOPIABLE

Name: \_\_\_\_\_

Class: \_\_\_\_\_

## Where does our rubbish go? Worksheet 2

### 1 Complete the crossword.



### 2 Match the questions to the answers.

- 1 Who collects our rubbish?
  - 2 What do people throw away?
  - 3 Why should we recycle?
  - 4 What can we recycle?
  - 5 Where can we recycle?
- a Recycling saves our natural resources.
  - b The dustmen collect our rubbish.
  - c Lots of things, like kitchen scraps and green garden waste, paper, glass, metal, plastic and other materials.
  - d You can find recycling bins in the streets, in parks and in schools.
  - e We can recycle plastic and glass bottles, paper magazines and metal drinks cans.

Name: \_\_\_\_\_

Class: \_\_\_\_\_

## Where does our rubbish go? Worksheet 3

### 1 Find, circle and match.

1



s	n	o	w	y	o	w	l
b	e	a	c	h	v	d	c
o	o	c	r	n	t	q	r
w	i	f	i	s	h	l	i
t	n	y	s	a	e	n	v
e	e	t	p	i	s	h	e
y	r	z	s	e	a	p	r

4




2




5



3



6



### 2 Complete the sentences.

fishing    snowy    rubbish    plastic    beach  
very    throw    angry    ~~sea~~    letter

- 1 Jilly and Jake live by the sea.
- 2 Jilly and Jake throw a lot of \_\_\_\_\_ in the sea.
- 3 The birds, fish and crab are \_\_\_\_\_ with Jilly and Jake.
- 4 Jilly and Jake \_\_\_\_\_ a lot of rubbish in the river.
- 5 The animals are \_\_\_\_\_ angry with Jilly and Jake.
- 6 Anak and Yanouk are \_\_\_\_\_.
- 7 They find \_\_\_\_\_ bags in the sea.
- 8 Anak and Yanouk write a \_\_\_\_\_.
- 9 A \_\_\_\_\_ owl gives the letter to Jilly and Jake.
- 10 Jilly and Jake pick up all the rubbish on the \_\_\_\_\_.

PHOTOCOPIABLE

Name: \_\_\_\_\_

Class: \_\_\_\_\_

## Where does our rubbish go? Worksheet 4

1 Write the words from the *Let's Recycle* story in the correct column.

cake    box    ~~windy~~    paper bag    sunny    cold    biscuits  
sandwich    plastic bottle    drinks can    chicken

Weather	Rubbish	Food
<i>windy</i>		

2 Match the sentences and the speech bubbles with the pictures.



- 1 Jilly drinks a bottle of orange juice and Jake eats a bag of crisps.
- 2 The next day, the children give the letter to a snowy owl.
- 3 As the children finish their picnic, the snowy owl arrives.
- 4 Jilly and Jake recycle all their rubbish.

I love crisps.

This bin is for recycling metal.

It's got a letter.

Please give this letter to the children who throw rubbish in the seas and rivers.



# Answer Key

## Where does our rubbish go?

### Worksheet 1

1 Circle the materials and write them in the correct column.

s	q	o	a	u	t	o	n	v	t
v	m	i	n	e	r	a	l	s	z
w	e	l	c	r	e	e	l	d	v
o	t	p	a	p	e	r	o	c	d
n	a	q	u	v	r	o	c	k	s
p	l	a	s	t	i	c	o	t	t
t	o	g	l	a	s	s	l	r	u

1 oil, 2 rocks and minerals, 3 tree, 1 glass, 2 metal, 3 paper, 4 plastic

2 Complete the text. Colour the poster.

1 bottles, 2 bags, boxes, magazines

### Worksheet 2

1 Complete the crossword.

1 lorry, 2 recycling bin, 3 box, 4 factory, 5 magazine, 6 glass, 7 dustcart, 8 dustman

2 Match the questions to the answers.

1 b, 2 c, 3 a, 4 e, 5 d

### Worksheet 3

1 Find, circle and match.

s	n	o	w	y	o	w	l
b	e	a	c	h	v	d	c
o	o	c	r	n	t	q	r
w	i	f	i	s	h	l	i
t	n	y	s	a	e	n	v
e	e	t	p	i	s	h	e
y	r	z	s	e	a	p	r

2 Complete the sentences.

1 sea, 2 rubbish, 3 angry, 4 throw, 5 very, 6 fishing, 7 plastic, 8 letter, 9 snowy, 10 beach

### Worksheet 4

1 Write these words from the story in the correct column.

Weather: windy, sunny, cold

Rubbish: box, paper bag, plastic bottle, drinks can

Food: cake, biscuits, sandwich, chicken

2 Match the sentences and the speech bubbles with the pictures.

1 I love crisps. c

2 Please give this letter to the children who throw rubbish in the seas and rivers. b

3 It's got a letter. a

4 This bin is for recycling metal. d